



STANDARD FEATURES

- 4" thick, 20 gauge aluminized panels insulated with 4lb. density mineral wool, and perforated grooved seams
- Gas-fired 25:1 turn-down process heater for precise control
- UL508 industrial control panel with remote HMI touchscreen user interface
- Welded tube steel product doors and heavy-duty hinges with bearings
- Shop-fabricated tube steel exterior structure, so no field welding required
- Mixed airflow with filtered supply air
- Superior temperature uniformity

INDUSTRIES FOR BATCH OVEN HIGH TEMPERATURE



Aerospace & Defense



Manufacturing & Industrial



Automotive



Transit Bus & Rail

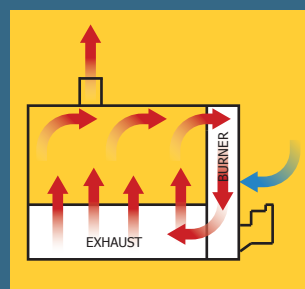


Heavy Equipment & Fleet Refinish



Marine

Rohner Batch Powder and Batch Liquid Ovens offer an economical, modular heat technology solution for your preheating, baking, curing and drying needs. Whether you are curing aerospace parts at 140° or powder coated parts at 500°, we have the engineering expertise to design an oven to fit your specific requirements.



MIXED AIRFLOW



COMPACT PLC BASED CONTROL PANEL



FILTERED INTAKE AIR

SAFETY STANDARDS

A single 800° Class II industrial plug-blower provides circulation and combustion air resulting in reduced energy and maintenance costs. Rohner Batch Ovens are designed to meet or exceed NFPA86 standards, and their gas trains meet FM insurance requirements. Consult your local authority having jurisdiction for additional requirements before purchasing.

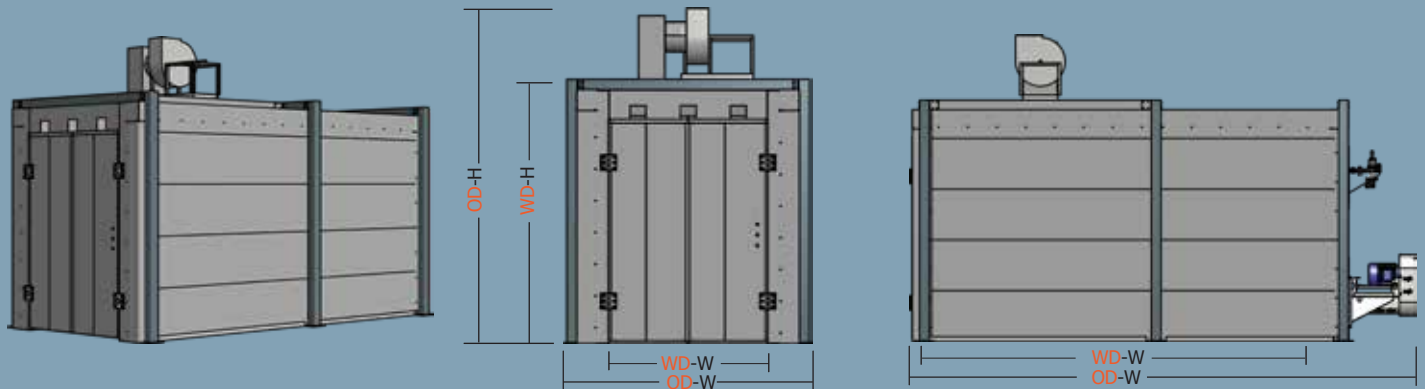
BOHT - BATCH OVEN HIGH TEMPERATURE

MODEL	Working Dim. (WD)			Working Dim. (WD)					Burner Size (kBtu)	Recirc. Fan (CFM)	Recirc. Fan (HP)	Exh. Fan (CFM)	Exh. Fan (HP)
	W	H	D	W	Rear Mount H*	D	Top Mount H	D					
5'-0" Wide													
BOHT-5-7-6	5'-0"	7'-0"	6'-0"	7'-8"	8'-4"	11'-4"	12'-6"	7'-0"	500	1800	2	500	0.5
BOHT-5-7-8	5'-0"	7'-0"	8'-0"	7'-8"	8'-4"	13'-4"	12'-6"	9'-0"	500	1800	2	700	0.5
BOHT-5-7-10	5'-0"	7'-0"	10'-0"	7'-8"	8'-4"	15'-4"	12'-6"	11'-0"	500	2400	2	800	0.5
BOHT-5-7-12	5'-0"	7'-0"	12'-0"	7'-8"	8'-4"	17'-8"	12'-10"	13'-0"	500	3600	3	900	0.5
PD-5-7	5'-0"	7'-0"	-	-	-	-	-	-	-	-	-	-	-
6'-0" Wide													
BOHT-6-7-6	6'-0"	7'-0"	6'-0"	8'-8"	8'-4"	11'-4"	12'-6"	7'-0"	500	2400	2	600	0.5
BOHT-6-7-8	5'-0"	7'-0"	8'-0"	8'-8"	8'-4"	13'-8"	12'-10"	9'-0"	500	3600	3	800	0.5
BOHT-6-7-10	6'-0"	7'-0"	10'-0"	8'-8"	8'-4"	15'-8"	12'-10"	11'-0"	1000	3600	3	800	0.5
BOHT-6-7-12	6'-0"	7'-0"	12'-0"	8'-8"	8'-4"	17'-8"	12'-10"	13'-0"	1000	5200	5	1000	0.5
PD-6-7	6'-0"	7'-0"	-	-	-	-	-	-	-	-	-	-	-
8'-0" Wide													
BOHT-8-8-8	8'-0"	8'-0"	8'-0"	10'-8"	9'-4"	13'-8"	13'-10"	9'-0"	1000	5200	5	1100	0.5
BOHT-8-8-10	8'-0"	8'-0"	10'-0"	10'-8"	9'-4"	15'-8"	13'-10"	11'-0"	1000	6400	5	1300	0.75
BOHT-8-8-12	8'-0"	8'-0"	12'-0"	10'-8"	9'-4"	17'-8"	13'-10"	13'-0"	1000	6400	5	1500	0.75
BOHT-8-8-14	8'-0"	8'-0"	14'-0"	10'-8"	9'-4"	20'-1"	14'-3"	15'-0"	1500	9600	10	1800	0.75
BOHT-8-8-16	8'-0"	8'-0"	16'-0"	10'-8"	9'-4"	22'-1"	14'-3"	17'-0"	1500	9600	10	1800	0.75
BOHT-8-8-18	8'-0"	8'-0"	18'-0"	10'-8"	9'-4"	24'-1"	14'-3"	19'-0"	1500	9600	10	2000	1
BOHT-8-8-20	8'-0"	8'-0"	20'-0"	10'-8"	9'-4"	26'-5"	14'-7"	21'-0"	1500	12000	10	2200	1.5
PD-8-8	8'-0"	8'-0"	-	-	-	-	-	-	-	-	-	-	-
BOHT-8-10-8	8'-0"	10'-0"	8'-0"	10'-8"	11'-4"	13'-8"	15'-10"	9'-0"	1000	6400	5	1300	0.75
BOHT-8-10-10	8'-0"	10'-0"	10'-0"	10'-8"	11'-4"	15'-8"	15'-10"	11'-0"	1000	6400	5	1600	0.75
BOHT-8-10-12	8'-0"	10'-0"	12'-0"	10'-8"	11'-4"	18'-1"	16'-3"	13'-0"	1500	9600	10	2000	1
BOHT-8-10-14	8'-0"	10'-0"	14'-0"	10'-8"	11'-4"	20'-1"	16'-3"	15'-0"	1500	9600	10	2000	1
BOHT-8-10-16	8'-0"	10'-0"	16'-0"	10'-8"	11'-4"	22'-5"	16'-7"	17'-0"	1500	12000	10	2200	1.5
BOHT-8-10-18	8'-0"	10'-0"	18'-0"	10'-8"	11'-4"	24'-5"	16'-7"	19'-0"	1500	14000	10	2500	1.5
BOHT-8-10-20	8'-0"	10'-0"	20'-0"	10'-8"	11'-4"	26'-5"	16'-7"	21'-0"	1500	14000	10	2700	2
PD-8-10	8'-0"	10'-0"	-	-	-	-	-	-	-	-	-	-	-
10'-0" Wide													
BOHT-10-10-8	10'-0"	10'-0"	8'-0"	13'-2"	11'-4"	13'-8"	15'-10"	9'-0"	1000	6400	5	1400	0.75
BOHT-10-10-10	10'-0"	10'-0"	10'-0"	13'-2"	11'-4"	16'-1"	16'-3"	11'-0"	1500	9600	10	1800	0.75
BOHT-10-10-12	10'-0"	10'-0"	12'-0"	13'-2"	11'-4"	18'-5"	16'-7"	13'-0"	1500	12000	10	2000	1
BOHT-10-10-14	10'-0"	10'-0"	14'-0"	13'-2"	11'-4"	20'-5"	16'-7"	15'-0"	1500	14000	10	2300	1.5
BOHT-10-10-16	10'-0"	10'-0"	16'-0"	13'-2"	11'-4"	22'-5"	16'-7"	17'-0"	1500	14000	10	2600	2
BOHT-10-10-18	10'-0"	10'-0"	18'-0"	13'-2"	11'-4"	24'-5"	16'-7"	19'-0"	1500	14000	10	2900	2
BOHT-10-10-20	10'-0"	10'-0"	20'-0"	13'-2"	11'-4"	26'-10"	17'-0"	21'-0"	2000	20000	20	3300	3
PD-10-10	10'-0"	10'-0"	-	-	-	-	-	-	-	-	-	-	-
12'-0" Wide													
BOHT-12-12-8	12'-0"	12'-0"	8'-0"	15'-2"	13'-4"	14'-5"	18'-7"	9'-0"	1500	12000	10	1900	1
BOHT-12-12-10	12'-0"	12'-0"	10'-0"	15'-2"	13'-4"	16'-6"	18'-7"	11'-0"	1500	14000	10	2400	1.5
BOHT-12-12-12	12'-0"	12'-0"	12'-0"	15'-2"	13'-4"	18'-5"	18'-7"	13'-0"	1500	14000	10	2800	2
BOHT-12-12-14	12'-0"	12'-0"	14'-0"	15'-2"	13'-4"	20'-10"	19'-0"	15'-0"	2000	20000	20	3300	3
BOHT-12-12-16	12'-0"	12'-0"	16'-0"	15'-2"	13'-4"	22'-10"	19'-0"	17'-0"	2000	24000	25	3700	3
PD-12-12	12'-0"	12'-0"	-	-	-	-	-	-	-	-	-	-	-

PERSPECTIVE VIEW

FRONT VIEW

SIDE VIEW



NOTE: Model shown with rear mounted burner. All Batch Ovens come with 8" clearance above door for conveyor structure.

* Overall height of rear mounted burner model excludes height of exhaust blower

BOHT = Batch Oven High Temperature PD = Product Door

BATCH OVEN SPECIFICATIONS

OVEN DESIGN	STD.	OPT.	OVEN DESIGN	STD.	OPT.
180°F - 500°F operating temp range	✓		Plate steel insulated/uninsulated floor		✓
UL listed industrial PLC control panel with remote HMI operator station	✓		8" tall conveyor rail height allowance	✓	
6" 4lb. welded tube steel framed doors with bearing hinges and Brixon latch	✓		External nut & bolt tube steel super structure for easy oven cleaning	✓	
Electronic ignition	✓		Conveyor rail load capable structure		✓
25:1 Modulating burner	✓		Dual entry (drive through) product doors		✓
TEFC premium efficiency 3-phase motors	✓		Top or Rear mount process heater configuration		✓

Model Number = (Ex: BOHT-RMB-10-10-20-LSWP)

BOHT = Class & Equipment Type

RMB = Exhaust Type

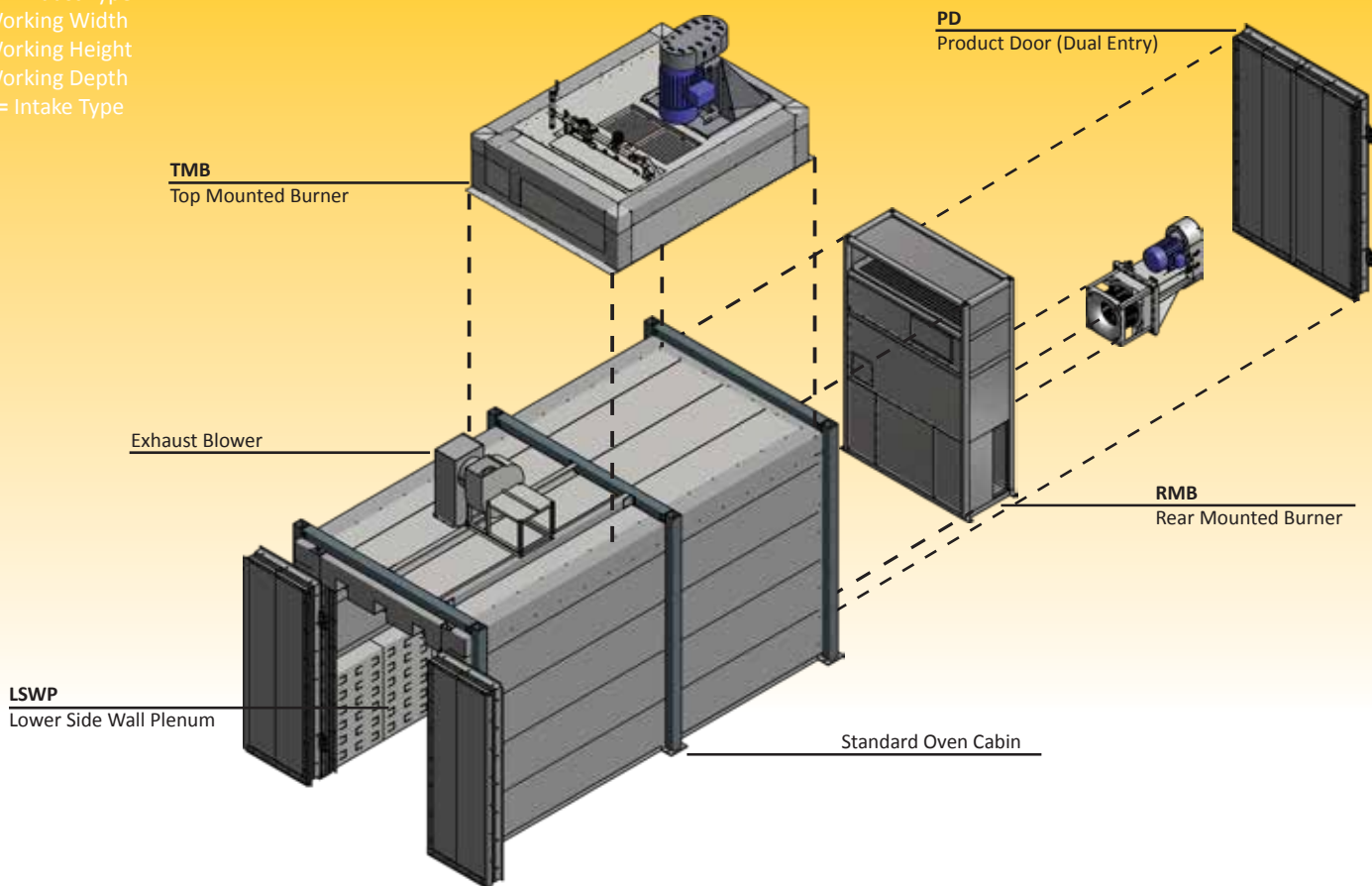
10 = Working Width

10 = Working Height

20 = Working Depth

LSWP = Intake Type

BATCH OVEN DIAGRAM



NOTE: Batch Ovens available in either top mounted or rear mounted burner configurations. Top mounted burner ovens are available with dual entry product doors.

Specifications and designs are subject to change, and substitutions without notice are at the manufacturer's sole discretion. Customer is responsible for determining the suitability of the equipment for its intended use. Additional equipment or modifications may be required to meet local building and process-specific regulatory codes and are the responsibility of the Customer.



www.rohner-usa.com

888-885-7641



STANDARD FEATURES

- UL listed Industrial Controls
- 5.7" QVGA color touch screen
- NEMA 12 main PLC enclosure
- Industrial start/mode & stop buttons
- Batch Process Timer
- Pre-wired gas train and main control panel cord
- System status/diagnostics troubleshooter
- Multi-stage ramp and recipe memory for flash, bake, and cool down
- All processes and components are continuously monitored, reducing downtime and maintenance costs

MONITOR & CONTROL

Rohner offers a variety of control panels for operating and monitoring our complete line of Batch Ovens - with many control options to fit your specific need. Intuitive touch screen allows the operator easy access to all process parameters. Processes can be monitored and adjusted quickly and then saved to the internal recipe manager for future use.

Convenient for managers and service technicians. The optional wireless control feature allows you to remotely monitor and control your processes. Application runs on all Android & IOS devices.



OPTIONAL STATUS LIGHT TREE

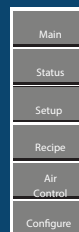


REMOTE ACCESS



System Status

- ESTOP
- Building Fire Interlock
- Supply Fan OL
- Inlet Damper Open
- Exhaust 1 VFD Fault
- PLC Input Alarm
- Heater High Temp
- High Gas Pressure
- Low Gas Pressure
- Air Flow Switch
- Pilot Gass
- Igniter
- Main Gas
- Flame Safety Alarm



SYSTEM STATUS

All processes & component operations are continuously monitored thus reducing downtime and maintenance cost.